



ARÉVALO'S GUATEMALA

Guatemala: A Survey

While Guatemala boasts higher growth rates and lower inflation than much of Latin America, it lags the region in other indicators. AQ tracks key data related to society, the economy and governance.

by Emilie Sweigart

SOCIETY

POPULATION

Population
(millions)

18.7

SOURCE: ECLAC (2025)

Guatemalans in
the U.S. (millions)

1.88

SOURCE: U.S. CENSUS BUREAU: AMERICAN
COMMUNITY SURVEY (2022)

Share of Guatemalans who
self-identify as Indigenous

38.8%

SOURCE: INSTITUTO NACIONAL
DE ESTADÍSTICA (2023)

POVERTY

**Guatemala's poverty
rate is more than twice
the LAC average**

GUATEMALA

54.8%

LAC

24.7%

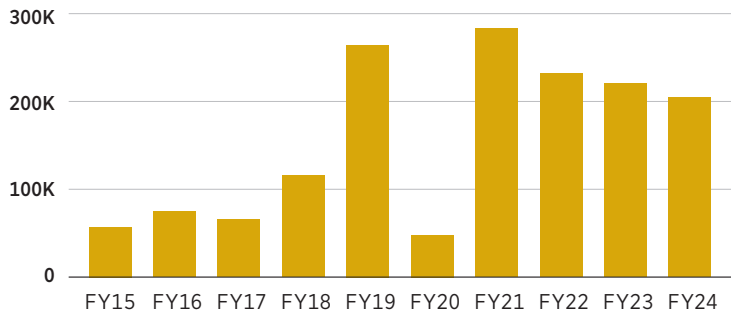
NOTE: POVERTY LINE IS \$6.85 IN 2017 PPP.
GUATEMALA FIGURE IS AN ESTIMATE. LAC
AVERAGE IS A FORECAST AND IS BASED ON 18
COUNTRIES IN THE REGION.

SOURCE: WORLD BANK (OCTOBER 2024)

MIGRATION

Guatemalan migration to the U.S. peaked in 2021

ENCOUNTERS* WITH GUATEMALAN NATIONALS AT THE U.S. SOUTHERN BORDER



NOTE: CBP RECORDED 30,089 SUCH ENCOUNTERS IN THE FIRST FIVE MONTHS OF FY 2025.

*DEFINED BY U.S. CUSTOMS AND BORDER PROTECTION (CBP) AS ANY ENCOUNTER OF A REMOVABLE
ALIEN BY CBP, OFFICE OF FIELD OPERATIONS, OR BORDER PATROL. AN INDIVIDUAL MAY BE COUNTED
MORE THAN ONCE IN A GIVEN YEAR.

SOURCES: CBP; WOLA



EDUCATION

Public expenditure on education as % GDP

GUATEMALA

3.2%

SOURCE: ECLAC (2022)

Years of education among population aged 25-59

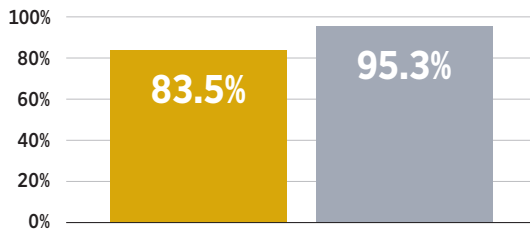
■ GUATEMALA ■ LAC AVERAGE



SOURCE: ECLAC (2023)

Share of population aged 15-19 who completed primary education

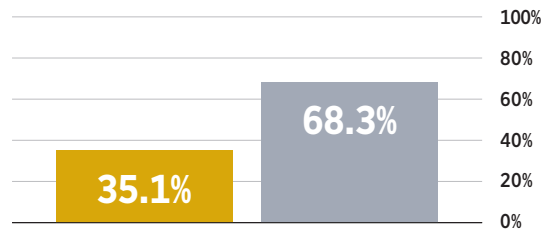
■ GUATEMALA ■ LAC AVERAGE



SOURCE: ECLAC (2023)

Share of population aged 20-24 who completed secondary education

■ GUATEMALA ■ LAC AVERAGE

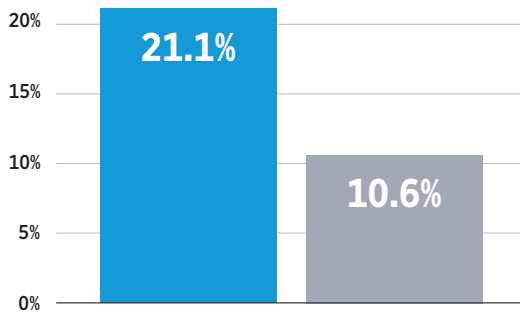


SOURCE: ECLAC (2023)

FOOD AND NUTRITION

Severe food insecurity among total population

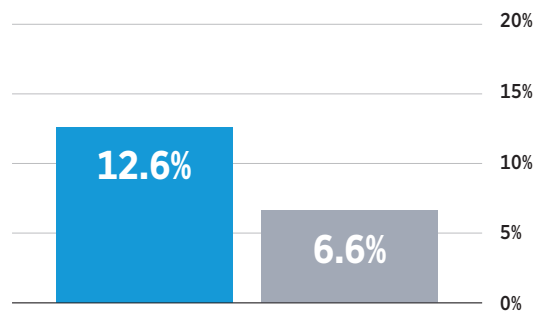
■ GUATEMALA ■ LAC AVERAGE



NOTE: VALUES ARE 2021-23 AVERAGES.
SOURCE: THE STATE OF FOOD SECURITY AND NUTRITION IN THE WORLD 2024 (FAO, IFAD, UNICEF, WFP AND WHO)

Undernourishment among total population

■ GUATEMALA ■ LAC AVERAGE



NOTE: VALUES ARE 2021-23 AVERAGES.
SOURCE: THE STATE OF FOOD SECURITY AND NUTRITION IN THE WORLD 2024 (FAO, IFAD, UNICEF, WFP AND WHO)

ECONOMY

GDP

2025 projected GDP growth rates

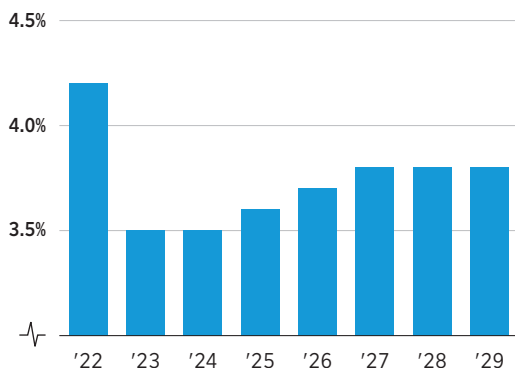
GUATEMALA **3.6%**

LAC **2.5%**

SOURCE: IMF (LAC RATE: JANUARY 2025;
GUATEMALA RATE: OCTOBER 2024)

Guatemala's GDP is projected to grow steadily

GDP, ANNUAL PERCENT CHANGE



NOTE: FORECASTS STARTING IN 2025.
SOURCE: IMF (OCTOBER 2024)

INFLATION

2025 projected inflation

GUATEMALA **4.2%**

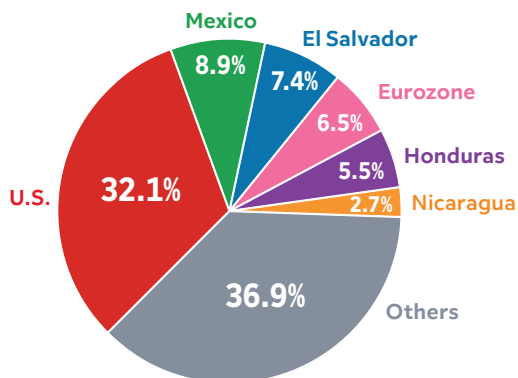
LAC **8.5%**

SOURCE: IMF (OCTOBER 2024)

TRADE

Guatemala's main trading partners

SHARE OF TRADE (%)



NOTE: IN 2024, GUATEMALA EXPORTED \$43.7 MILLION FOB TO CHINA AND IMPORTED \$4.8 BILLION CIF FROM CHINA.
SOURCE: BANCO DE GUATEMALA

TOP 3 EXPORTS



CLOTHING



BANANAS



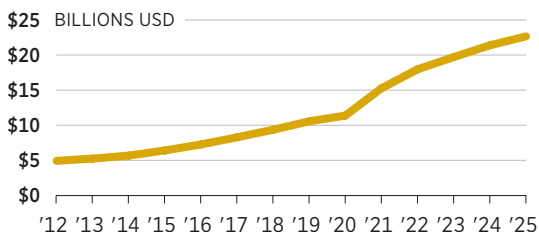
COFFEE

SOURCE: BANCO DE GUATEMALA (FEBRUARY 2025)

REMITTANCES

Remittances are a key contributor to Guatemala's economy

LAST YEAR, REMITTANCES ACCOUNTED FOR 19% OF GDP.

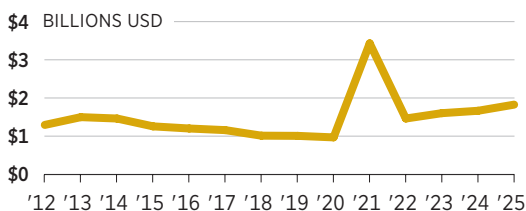


NOTE: 2025 FIGURE IS A PROJECTION.
SOURCE: BANCO DE GUATEMALA (JANUARY 2025)

FDI

Foreign direct investment has ticked upward since 2022

IN 2021, FDI INFLOWS SURGED WITH MILLICOM'S ACQUISITION OF TIGO GUATEMALA FOR \$2.2 BILLION.

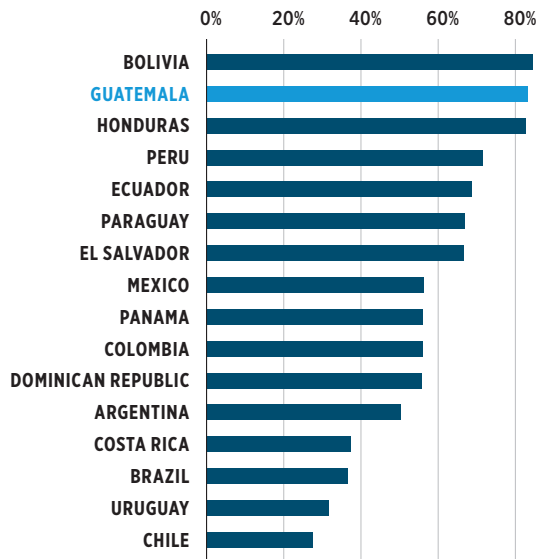


NOTE: 2024 FIGURE IS AN ESTIMATE AND 2025 FIGURE IS A PROJECTION.
SOURCE: BANCO DE GUATEMALA (JANUARY 2025)

LABOR INFORMALITY AND PRODUCTIVITY

Labor informality in Guatemala is among the highest in Latin America

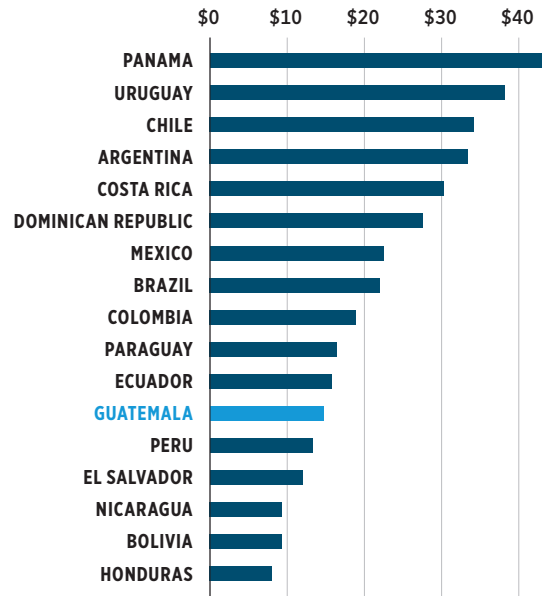
INFORMAL EMPLOYMENT RATE (%)



NOTE: DATA IS FROM 2023 EXCEPT FOR BRAZIL, CHILE, COLOMBIA, COSTA RICA, ECUADOR (2024) AND HONDURAS (2017).
SOURCE: INTERNATIONAL LABOR ORGANIZATION

Guatemala's labor productivity trails many regional peers

OUTPUT PER HOUR WORKED (GDP IN CONSTANT 2021 INTERNATIONAL \$ AT PPP) IN 2025

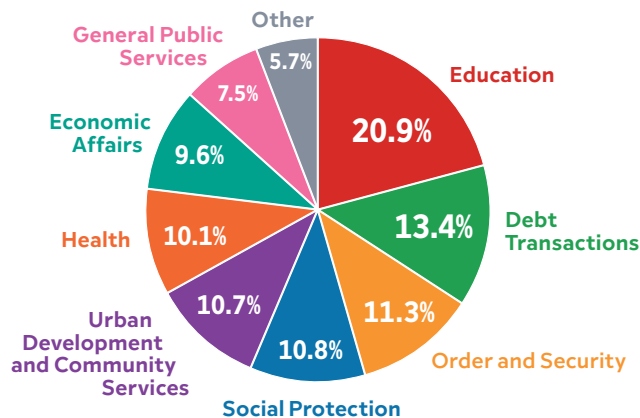


NOTE: LUXEMBOURG'S GDP PER HOUR WORKED IS THE WORLD'S HIGHEST AT \$166.08, AND BURUNDI'S IS THE WORLD'S LOWEST AT \$0.90.
SOURCE: INTERNATIONAL LABOR ORGANIZATION MODELED ESTIMATES (NOVEMBER 2024)

GOVERNMENT

Guatemala's 2025 budget by sectors

THE \$19.3 BILLION BUDGET REPRESENTS A 13.2% INCREASE COMPARED TO 2024.



SOURCE: ICEFI-INSTITUTO CENTROAMERICANO DE ESTUDIOS FISCALES (DECEMBER 2024)



TAXES AND DEBT

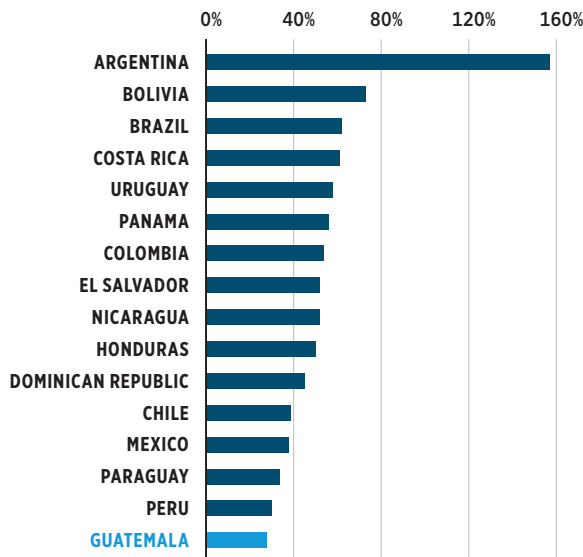
Tax to GDP ratio (2022)



NOTE: TOTAL TAX REVENUES AS PERCENTAGE OF GDP
SOURCE: OECD (2024)

Guatemala's debt-to-GDP ratio is the lowest in Latin America

TOTAL DEBT-TO-GDP RATIO (2023) %



NOTE: DATA FOR ECUADOR AND VENEZUELA NOT AVAILABLE.
SOURCE: INTER-AMERICAN DEVELOPMENT BANK (DECEMBER 2023)

GOVERNANCE INDICATORS

Share of Guatemalans who say democracy is preferable to any other form of government

35%

NOTE: LATAM AVERAGE: 52%
SOURCE: LATINOBARÓMETRO (2024)

Corruption Perceptions Index ranking
(out of 180 countries)

146

SOURCE: TRANSPARENCY INTERNATIONAL (2024)

Freedom House Freedom in the World score
(out of 100)

46

PARTLY FREE

SOURCE: FREEDOM HOUSE (2024)

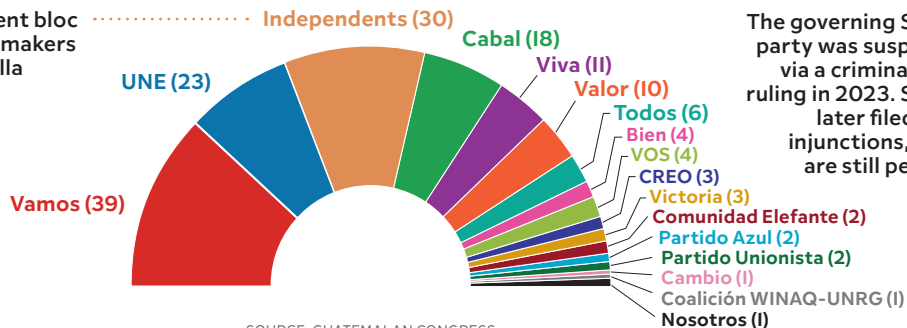
World Press Freedom Index ranking
(out of 180 countries)

138

SOURCE: REPORTERS WITHOUT BORDERS (2024)

COMPOSITION OF CONGRESS

The Independent bloc comprises lawmakers from the Semilla party (23), UNE (5) and Nosotros (2).



SOURCE: GUATEMALAN CONGRESS

The governing Semilla party was suspended via a criminal court ruling in 2023. Semilla later filed three injunctions, which are still pending.